

MSDH COVID-19 Daily Brief as of 9/20/2020



Total Cases

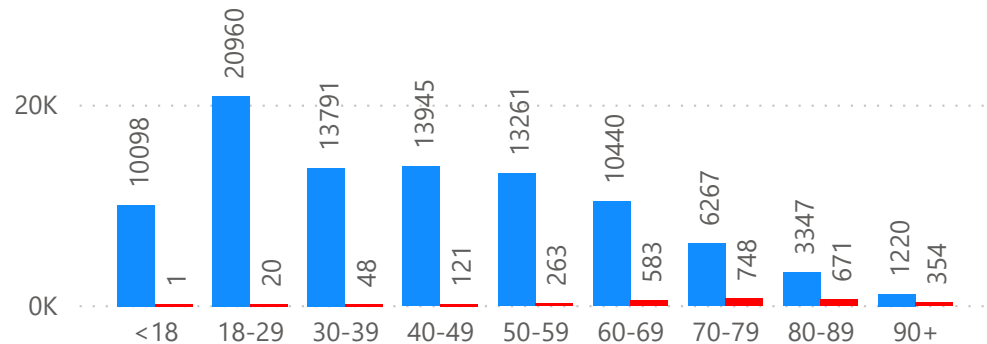
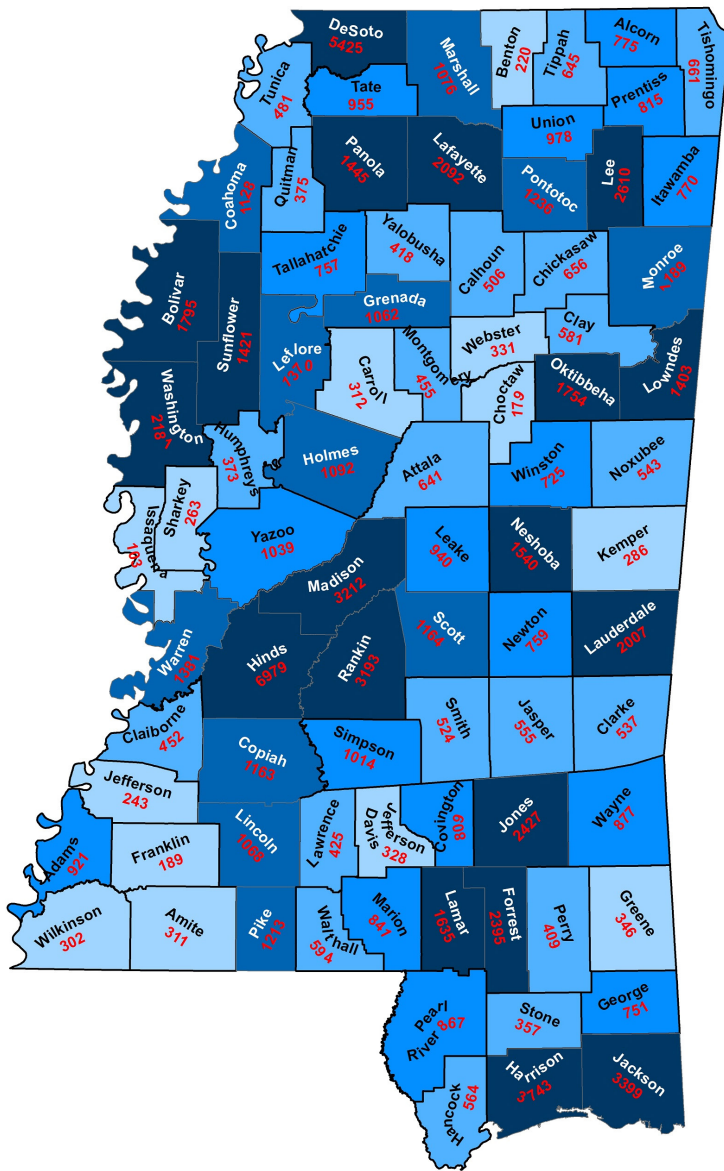
Total Deaths

COVID-19 Cases and Deaths by Age as of 9/20/2020*

93,556 2,810

● Cases ● Deaths

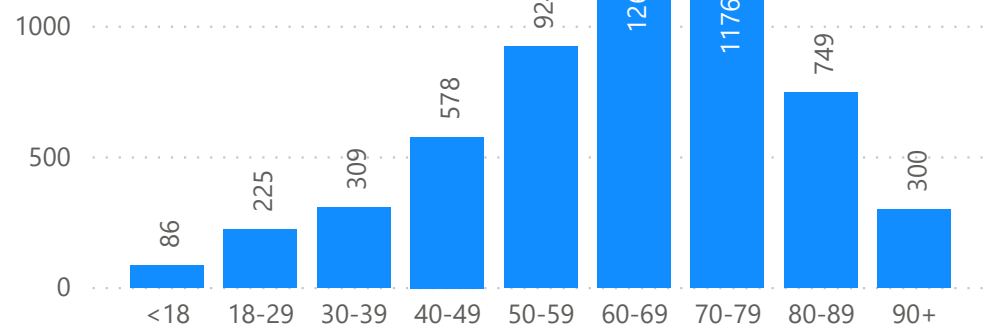
* Based on available data as of 6 pm CT.



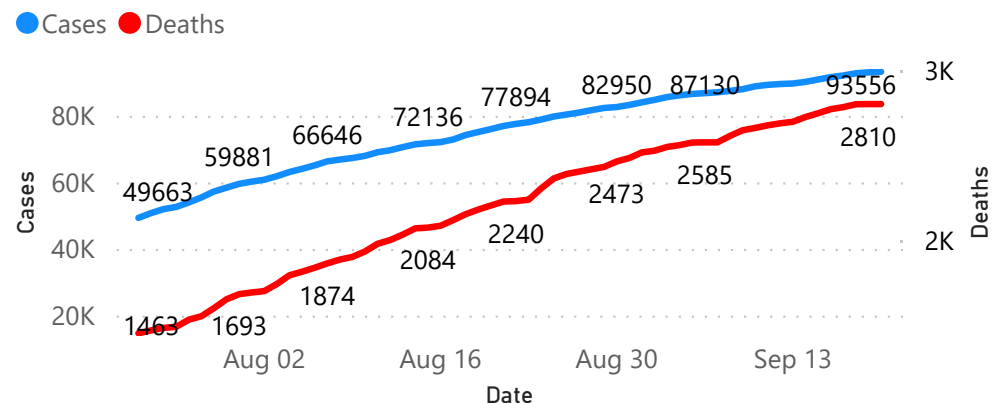
COVID-19 Hospitalized Cases by Age as of 9/20/2020 **, **

* Based on available data as of 6 pm CT.

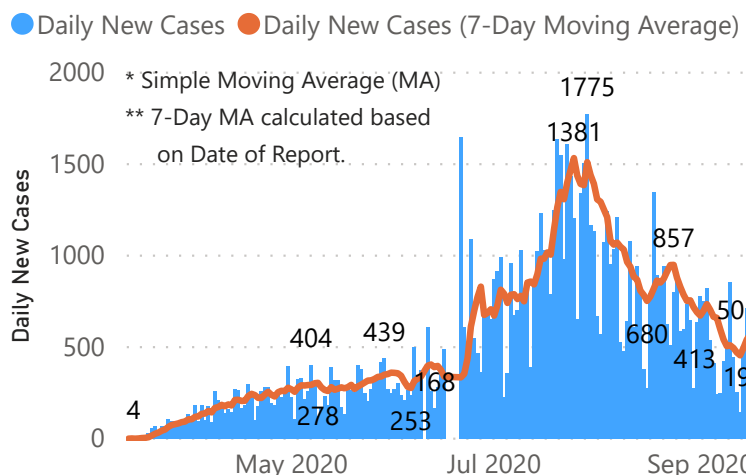
** Data updated every Monday.



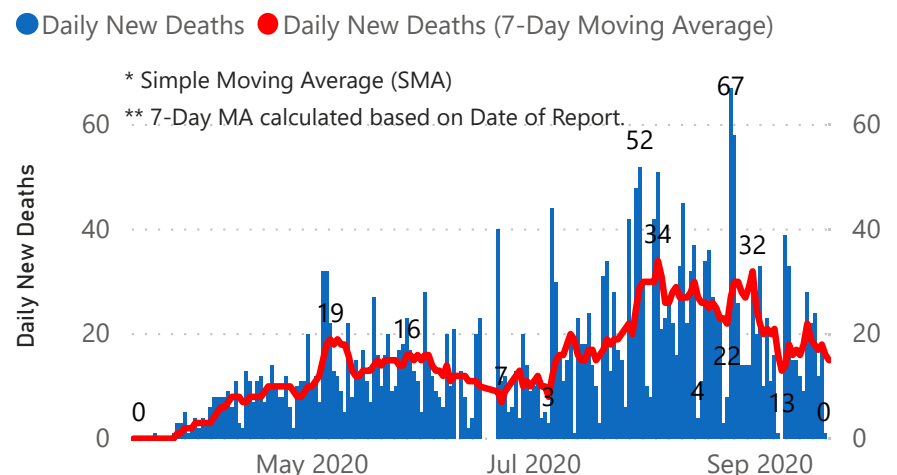
Cumulative Cases and Deaths by Date



Daily New Cases with 7-Day Moving Average **, **



Daily New Deaths with 7-Day Moving Average **, **



MSDH COVID-19 Daily Brief as of 9/20/2020



COVID-19 Statewide Hospital Resource Status

**Available
Hospital Beds
9/20/2020**

31%
1984/6430

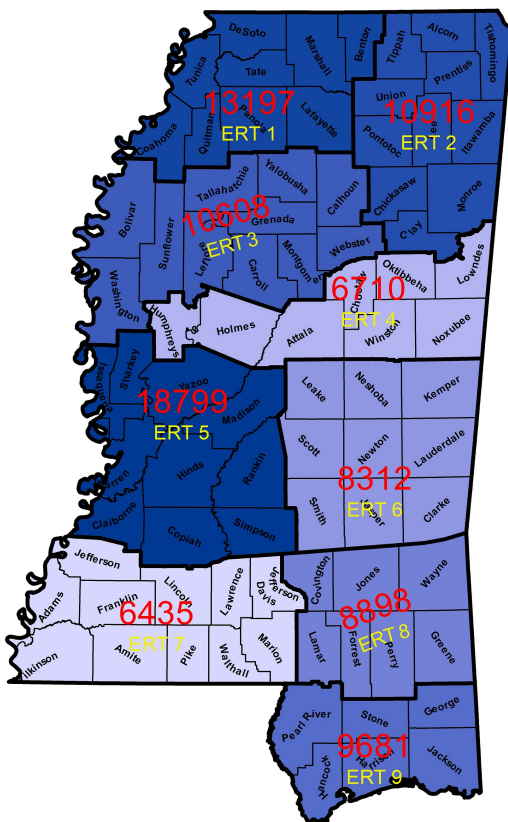
**Available
ICU Beds
9/20/2020**

22%
187/858


**Available
Ventilators
9/20/2020**

62%
645/1046

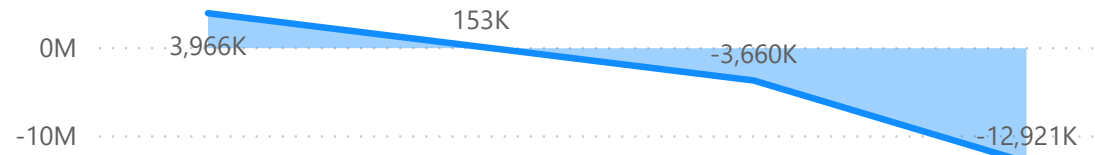
EPI Response Team Case Volume



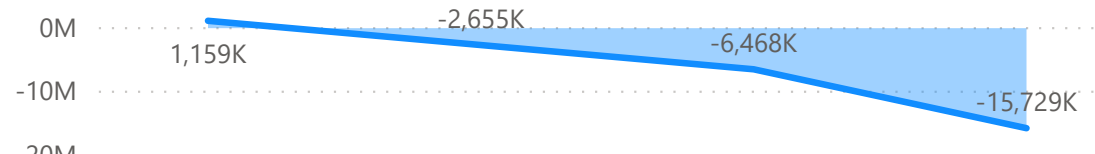
N95 Masks, Current and Prediction in 7, 14, and 31 Days




Regular Masks, Current and Prediction in 7, 14, and 31 Days




Gowns, Current and Prediction in 7, 14, and 31 Days



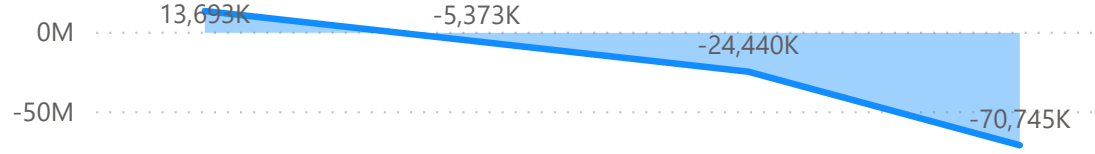
Coveralls, Current and Prediction in 7, 14, and 31 Days



Face/Eye Protection, Current and Prediction in 7, 14, and 31 Days



Exam Gloves, Current and Prediction in 7, 14, and 31 Days

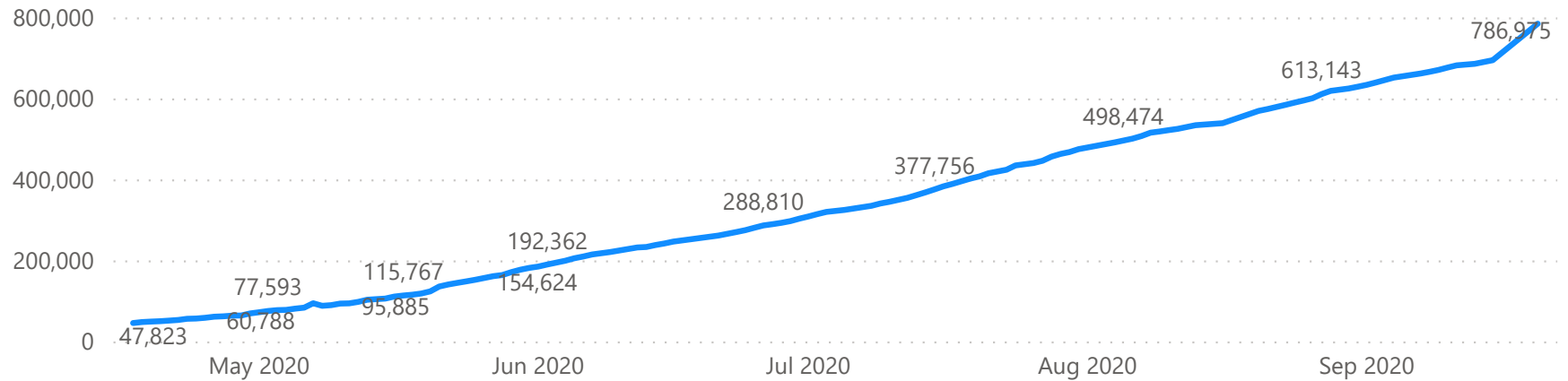


	September 20			September 27			October 11			November 11	
Epidemiology Response Teams Daily Activity (9/19)	ERT1	ERT2	ERT3	ERT4	ERT5	ERT6	ERT7	ERT8	ERT9	SURGE	Total
Individual contact tracings initiated	13			4		21	9	30	3	37	117
Individual contact tracings closed	18			4		21	9	28	3	33	116
Healthcare facility notifications	2			4		0	0	0	0	0	6
Case investigations initiated	23			10		6	20	40	11	25	135
Case investigations closed	18			15		6	12	28	11	18	108
# of Case/Contact investigators	6			3		1	4	5	2	3	24

MSDH COVID-19 Daily Brief as of 9/20/2020



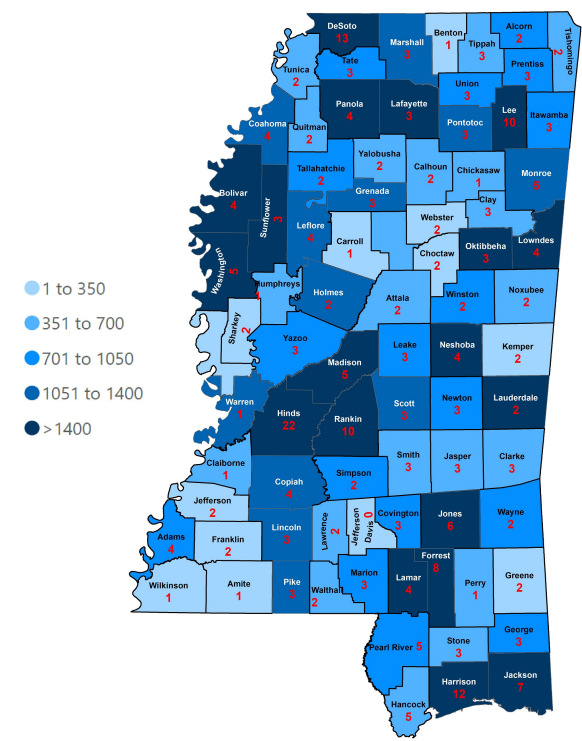
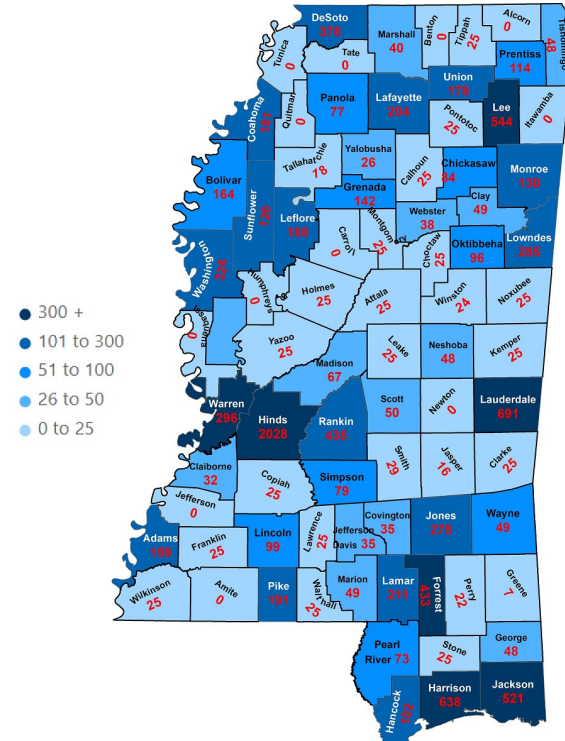
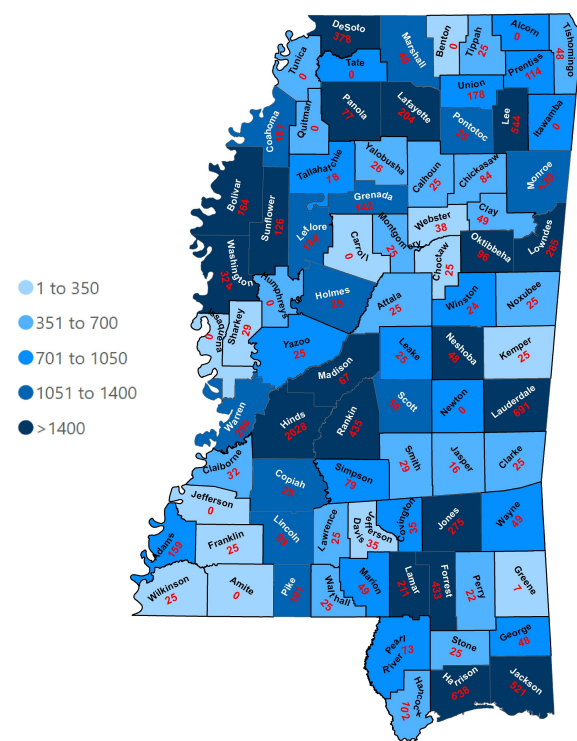
Total COVID-19 Lab Test in Mississippi



COVID-19 Staffed Beds by Cases

COVID-19 Staffed Beds by Cases

COVID-19 Ambulances Operating



Call Center Volume	Cumulative Call Center Volume	Tier 2/3 Return Call Volume (9/16)	Cumulative Tier 2/3 Return Call Volume (9/16)	Automated Call System Notifications (9/16)	Cumulative Automated Call System Notifications (9/16)
--------------------	-------------------------------	------------------------------------	---	--	---

29 75,151 0 3,876 0 262,320



MSDH COVID-19 Website

(Week Sep 13 - Sep 19)

Total Pageviews: 475,727

Unique Pageviews: 385,004

Users: 132,490 for the week



Facebook (Week Sep 13 - Sep 19)

Followers: 127,908

Likes: 100,882 (up 213 for the week)

Reach (impression): 336,280 for the week's posts



Twitter (Week Sep 13 - Sep 19)

Impressions: 236,506 impressions for the week's posts

Followers: 19,497 (101 new followers this week)

MSDH COVID-19 Daily Brief as of 9/20/2020



COVID-19 Statewide Hospital Bed Availability

Provider Name

Staffed Beds Availability

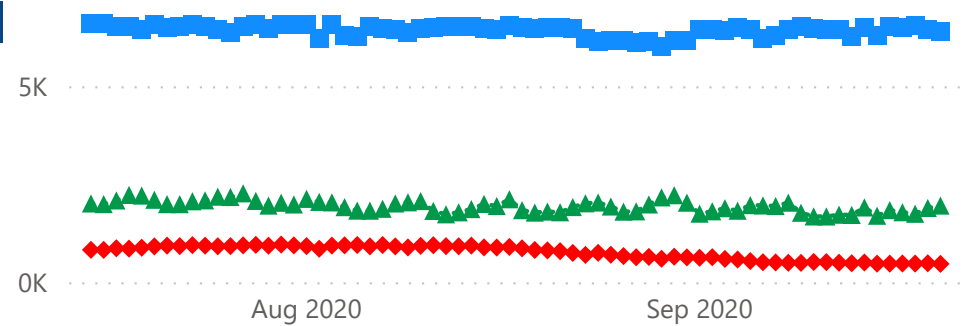
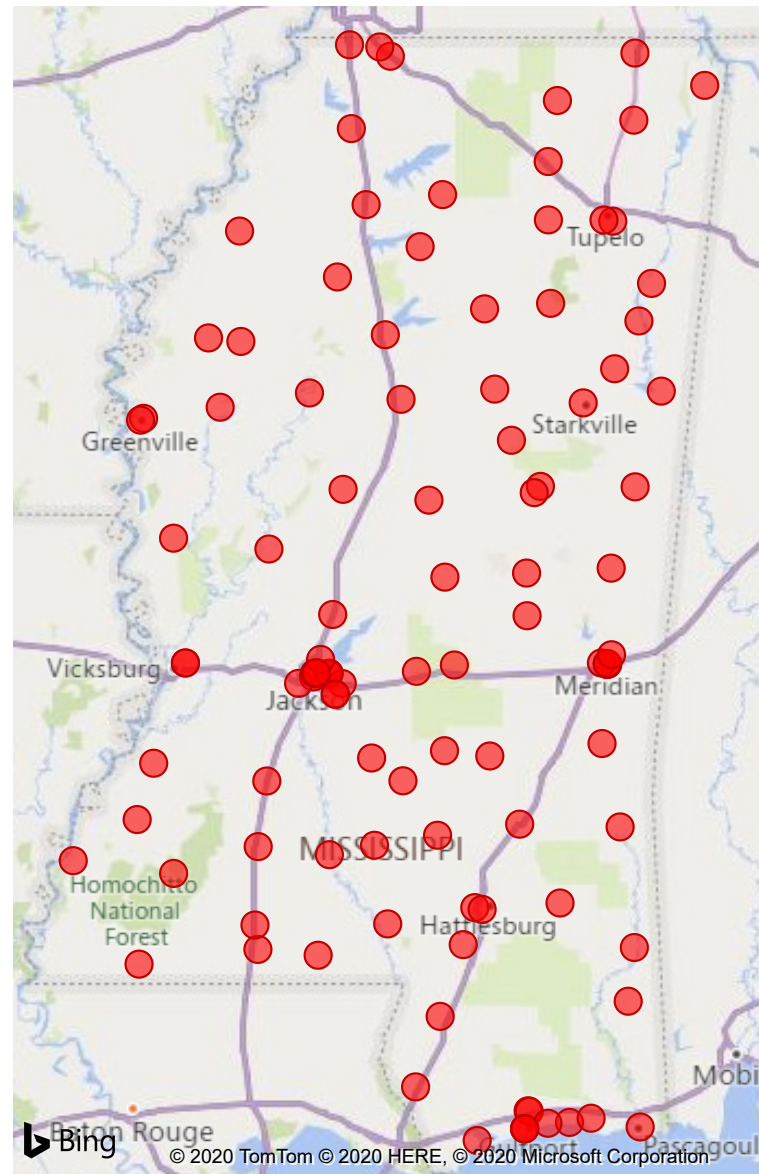
All



■ Total Staffed Beds ◆ Total COVID Patients ▲ Available Staffed Beds

Provider Level

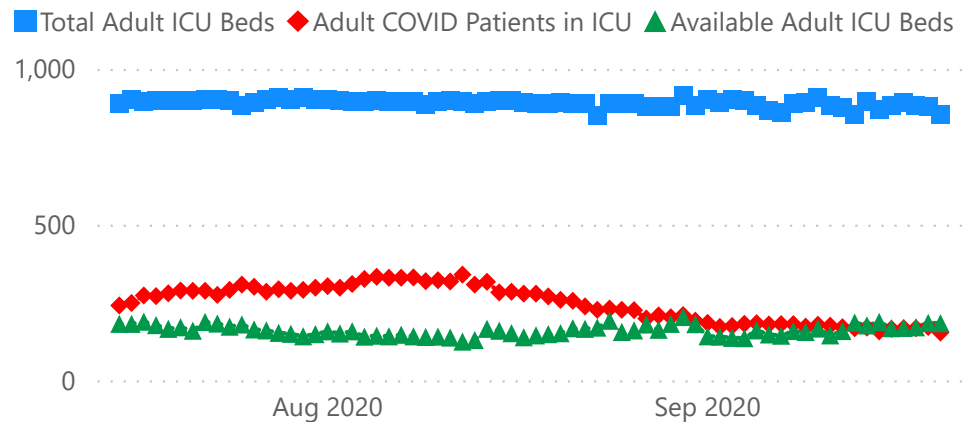
All



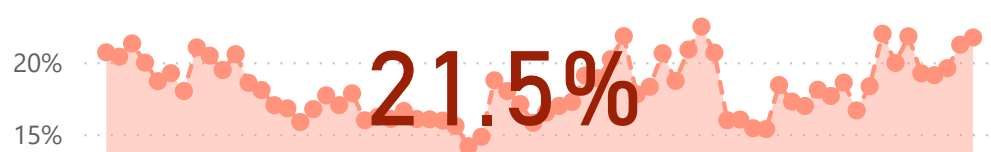
% Staffed Beds Available



Adult ICU Beds Availability



% Adult ICU Bed Available



Provider Name	Level	Total Staffed Beds	Available Staffed Beds	% Staffed Beds Available	Total Adult ICU Beds	Available Adult ICU Beds	% ICU Beds Available
University of Mississippi Medical Center	I	446	19	4.3%	80	0	0.0%
University of Mississippi Medical Center	I	446	26	5.8%	80	0	0.0%
Baptist Memorial Hospital - DeSoto	II	192	16	8.3%	36	0	0.0%
Baptist Memorial Hospital - DeSoto	II	192	13	6.8%	36	1	2.8%
Baptist Memorial Hospital - Golden Triangle	II	118	50	42.4%	18	7	38.9%
Baptist Memorial Hospital - Golden Triangle	II	118	66	55.9%	18	10	55.6%
Baptist Memorial Hospital - North MS	II	181	47	26.0%	24	7	29.2%
Baptist Memorial Hospital - North MS	II	181	50	27.6%	24	8	33.3%