

# MSDH COVID-19 Daily Brief as of 8/19/2020

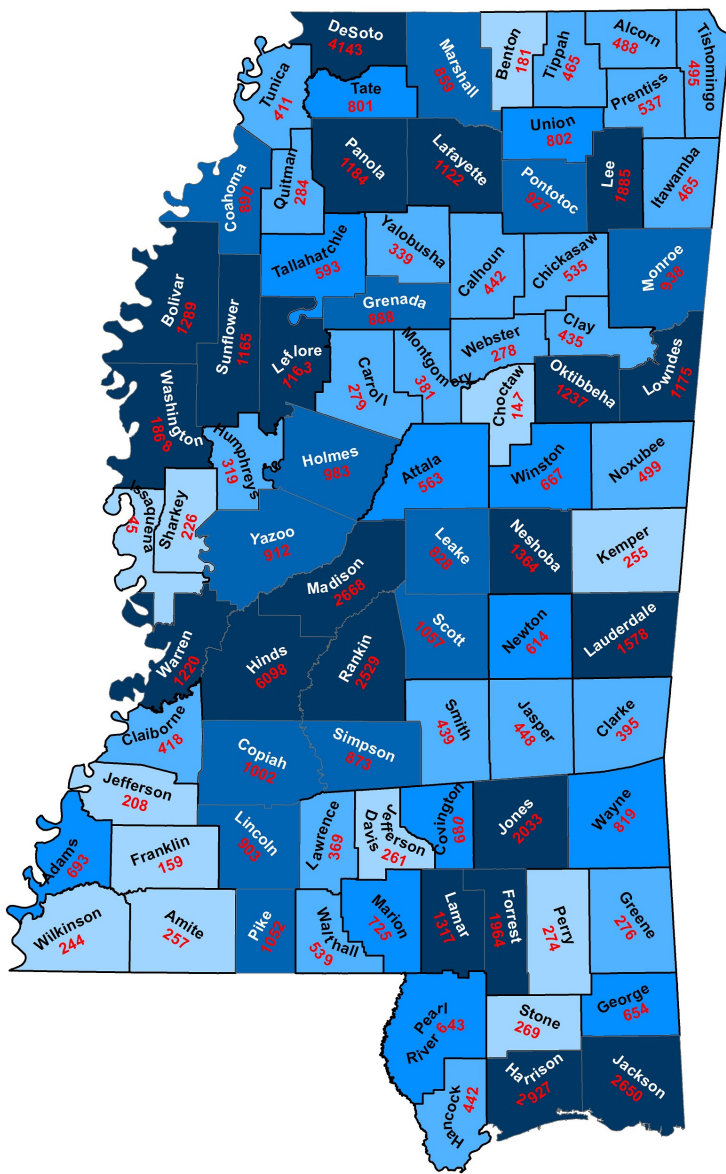


Total Cases

Total Deaths

COVID-19 Cases and Deaths by Age as of 8/19/2020\*

75,449 2,190



# MSDH COVID-19 Daily Brief as of 8/19/2020



## COVID-19 Statewide Hospital Resource Status

**Available  
Hospital Beds  
8/19/2020**

**28%**  
1805/6489

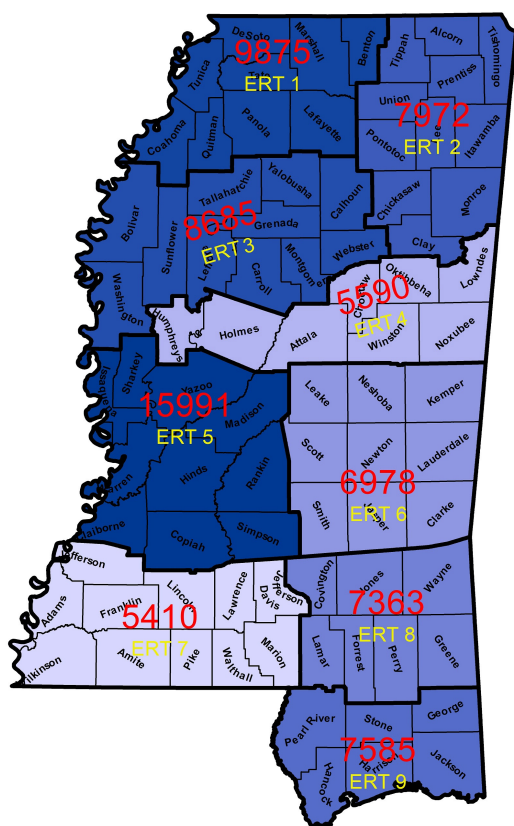
**Available  
ICU Beds  
8/19/2020**

**17%**  
152/892


**Available  
Ventilators  
8/19/2020**

**55%**  
588/1061

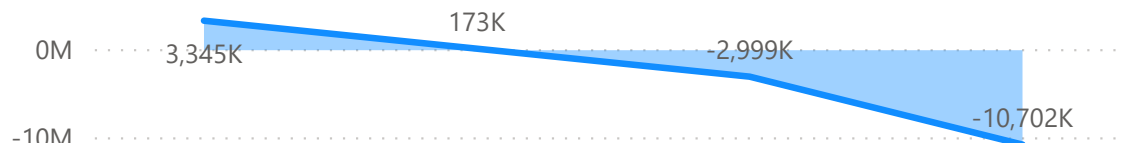
### EPI Response Team Case Volume




### N95 Masks, Current and Prediction in 7, 14, and 31 Days




### Regular Masks, Current and Prediction in 7, 14, and 31 Days



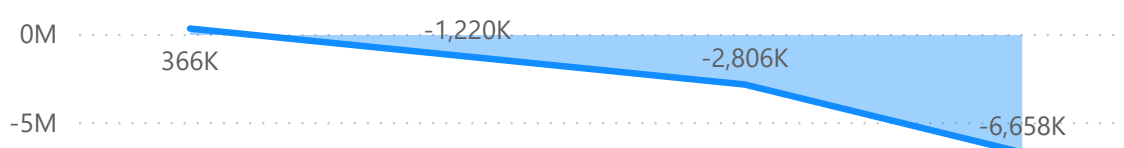
### Gowns, Current and Prediction in 7, 14, and 31 Days




### Coveralls, Current and Prediction in 7, 14, and 31 Days



### Face/Eye Protection, Current and Prediction in 7, 14, and 31 Days



### Gloves, Current and Prediction in 7, 14, and 31 Days

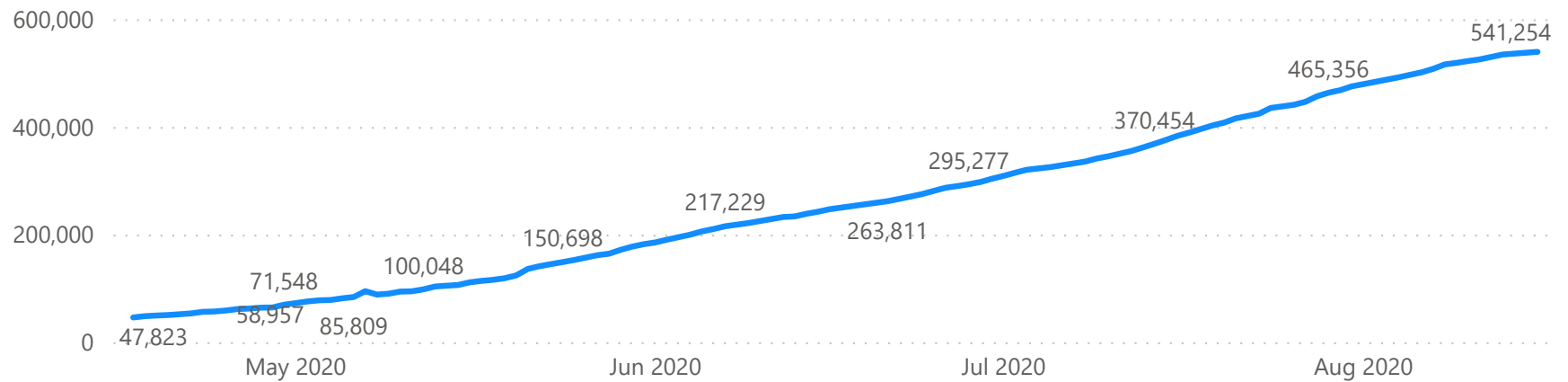


	August 19			August 26			September 9			October 10	
▲ Epidemiology Response Teams Daily Activity	ERT1	ERT2	ERT3	ERT4	ERT5	ERT6	ERT7	ERT8	ERT9	SURG	Total
# of Case/Contact investigators	16	10	8	7	7	9	8	10	6	4	84
Case investigations closed	44	86	65	19	91	33	35	49	82	20	524
Case investigations initiated	59	98	60	25	91	20	43	38	70	27	531
Healthcare facility notifications	0	8	1	11	0	4	2	1	0	2	29
Individual contact tracings closed	20	14	38	25	0	40	0	2	0	12	151
Individual contact tracings initiated	21	14	39	26	0	42	0	4	0	21	167

# MSDH COVID-19 Daily Brief as of 8/19/2020



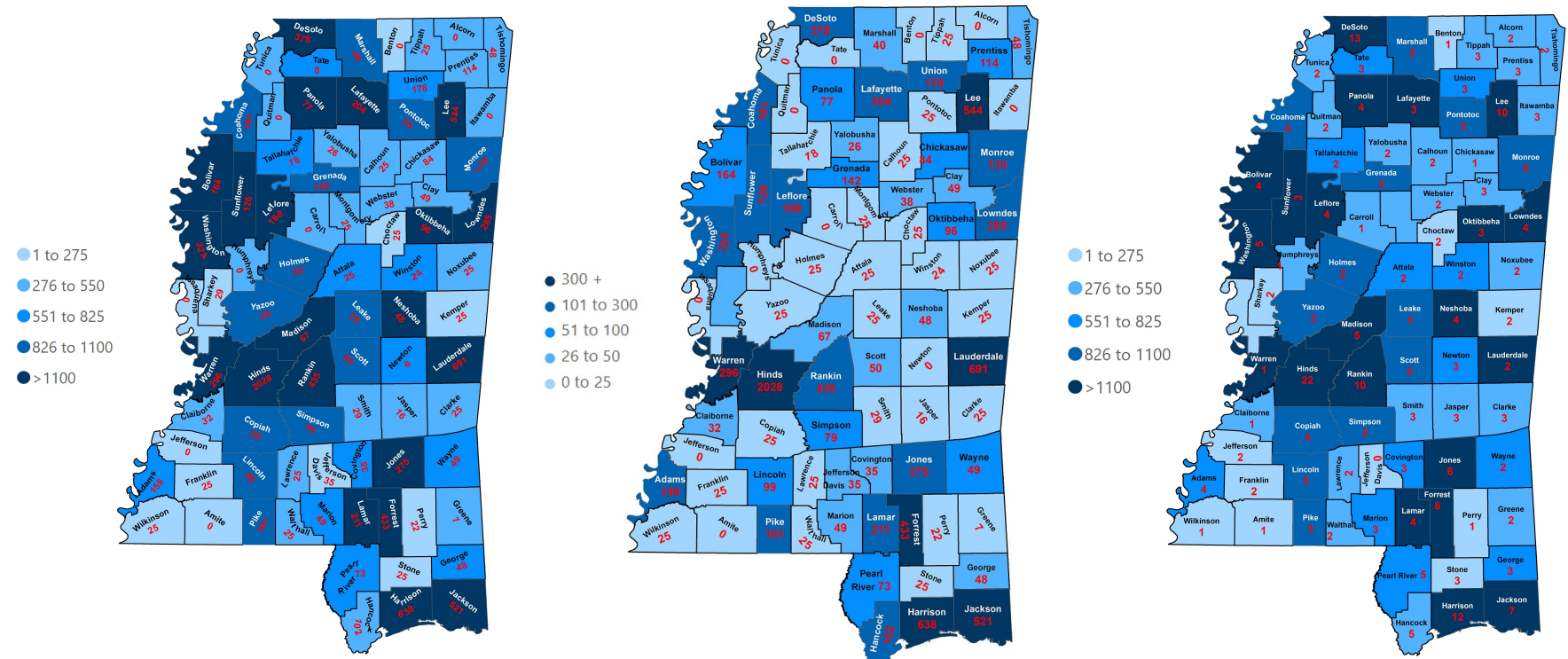
## Total COVID-19 Lab Test in Mississippi (8/16)



## COVID-19 Staffed Beds by Cases

## COVID-19 Staffed Beds by Cases

## COVID-19 Ambulances Operating



Call Center  
Volume  
(8/17)

Cumulative Call  
Center Volume  
(8/18)

Tier 2/3  
Return Call  
Volume

Cumulative Tier  
2/3 Return Call  
Volume

Automated Call  
System  
Notifications  
(8/7)

Cumulative  
Automated Call  
System Notifications

245

69,150

5

1,862

0

127,264



**MSDH COVID-19 Website**  
(Week Aug 9 - Aug 15, 2020)  
**Total Pageviews:** 759,392  
**Unique Pageviews:** 604,851  
**Users:** 195,185



**Facebook** (Week Aug 9 - Aug 15)  
**Followers:** 126,612  
**Likes:** 99,705 (up 295 for the week)  
**Reach (impression):** 448,475 for the week's posts



**Twitter** (Week Aug 9 - Aug 15)  
**Impressions:** 272,036 impressions for the week's posts  
**Followers:** 18,828 (165 new followers this week)



# MSDH COVID-19 Daily Brief as of 8/19/2020



## COVID-19 Statewide Hospital Bed Availability

Provider Name

Staffed Beds Availability


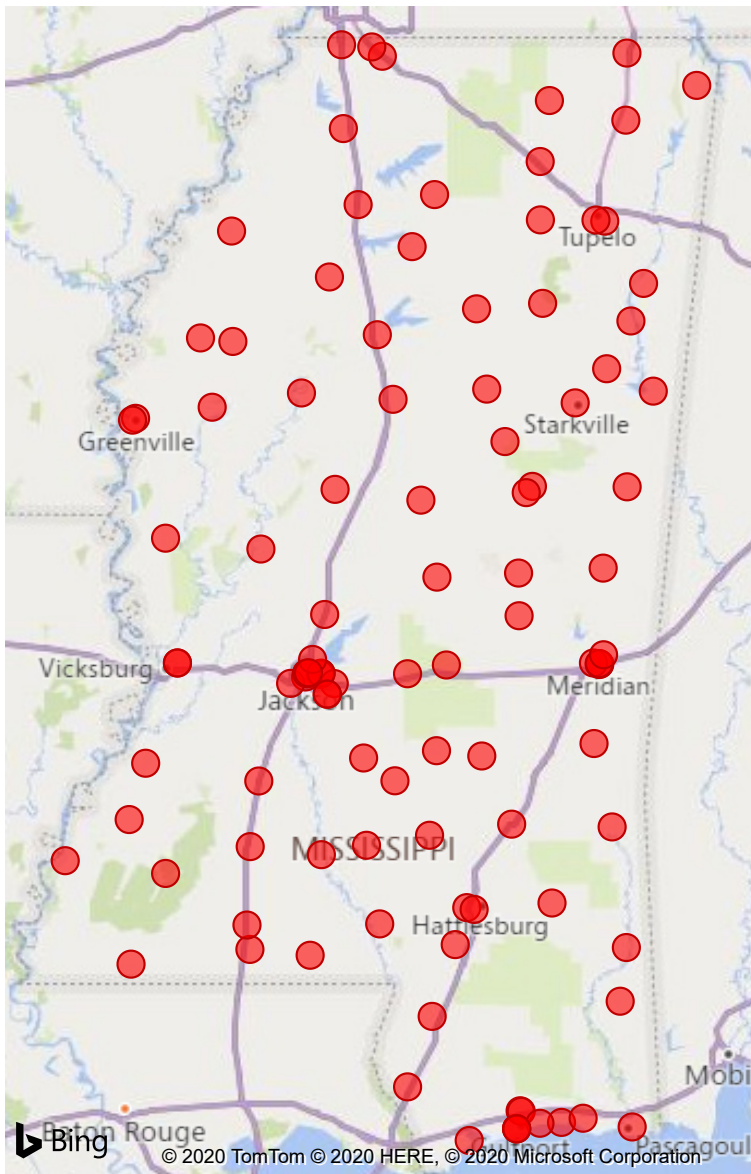
All



■ Total Staffed Beds ◆ Total COVID Patients ▲ Available Staffed Beds

Provider Level

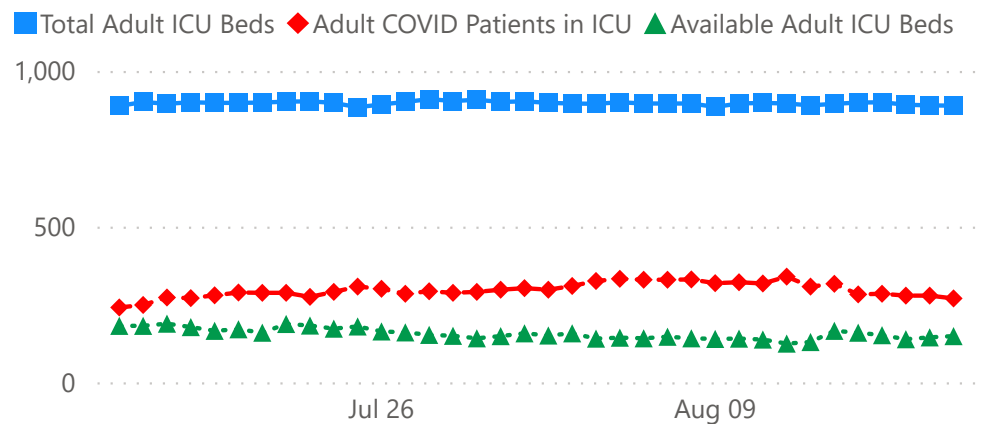
All



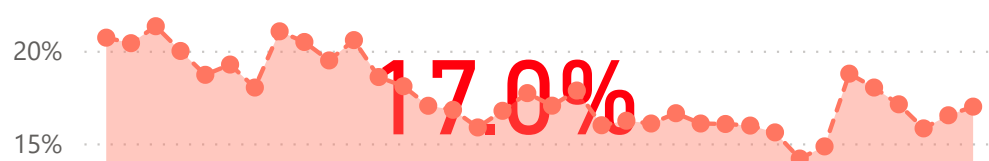
### % Staffed Beds Available



### Adult ICU Beds Availability



### % Adult ICU Bed Available



Provider Name	Level	Total Staffed Beds	Available Staffed Beds	% Staffed Beds Available	Total Adult ICU Beds	Available Adult ICU Beds	% ICU Beds Available
University of Mississippi Medical Center	I	446	22	4.9%	80	0	0.0%
Baptist Memorial Hospital - DeSoto	II	192	9	4.7%	36	0	0.0%
Baptist Memorial Hospital - Golden Triangle	II	118	30	25.4%	18	0	0.0%
Baptist Memorial Hospital - North MS	II	181	36	19.9%	24	8	33.3%
Delta Regional Medical Center	II	120	33	27.5%	16	0	0.0%
Forrest General Hospital	II	265	7	2.6%	60	8	13.3%
Magnolia Regional Health Center	II	106	45	42.5%	24	5	20.8%
Memorial Hospital of Gulfport	II	215	11	5.1%	26	6	23.1%