

MSDH COVID-19 Daily Brief as of 8/14/2020

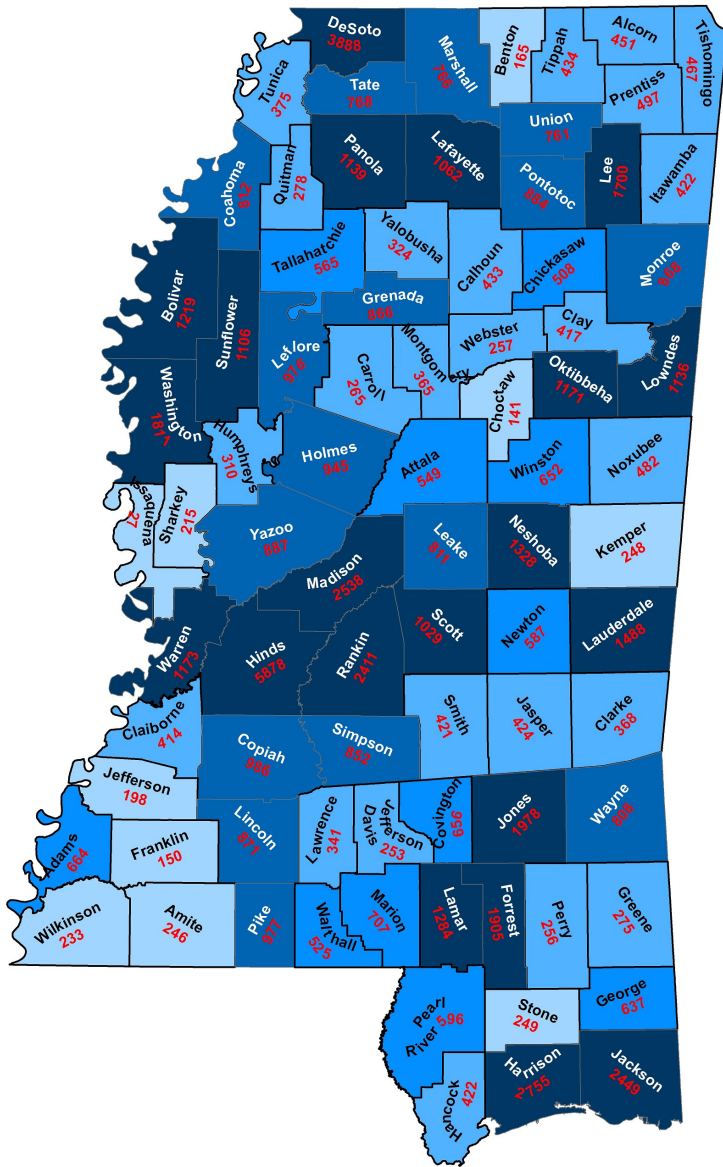


Total Cases

Total Deaths

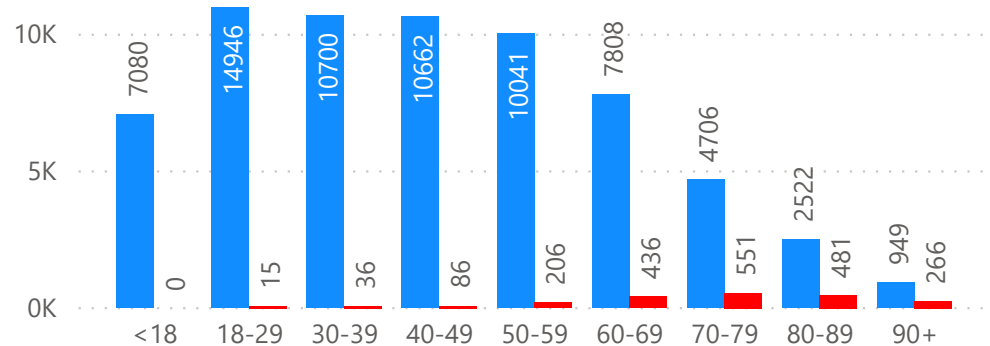
COVID-19 Cases and Deaths by Age as of 8/14/2020*

71,755 2,080



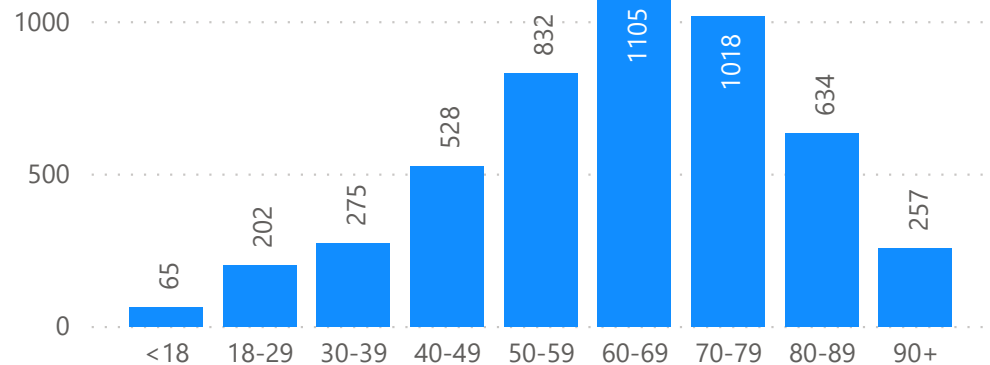
● Cases ● Deaths

* Based on available data as of 6 pm CT



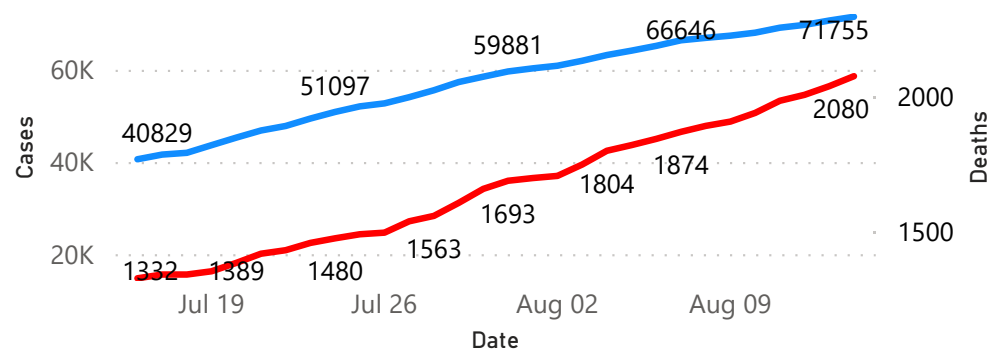
COVID-19 Hospitalized Cases by Age as of 8/14/2020*

* Based on available data as of 6 pm CT



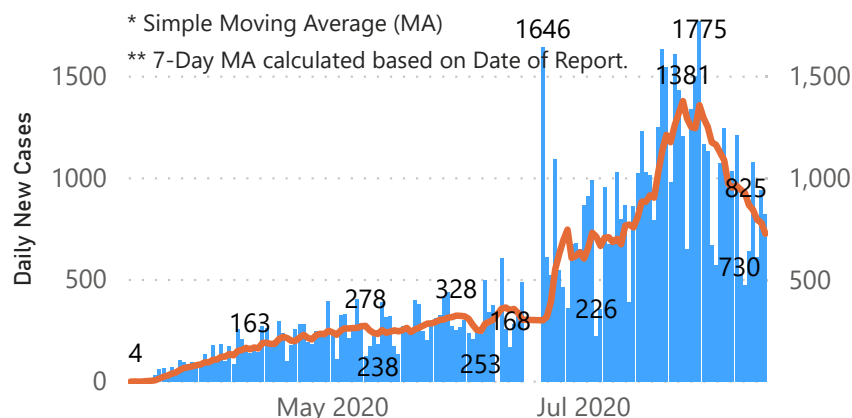
Cumulative Cases and Deaths by Date

● Cases ● Deaths



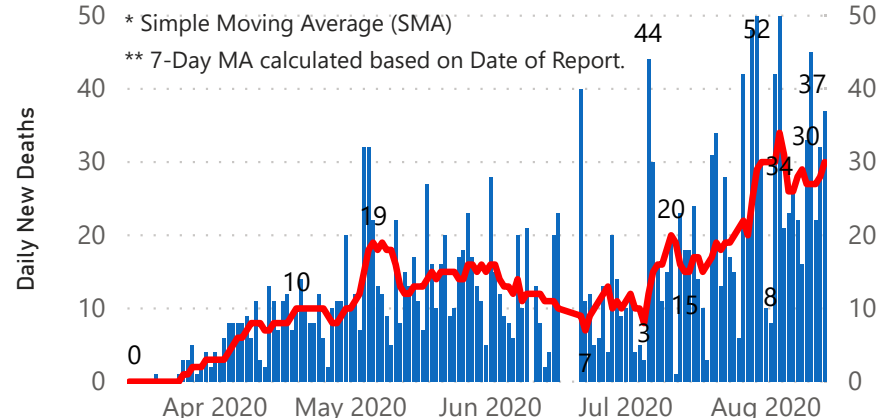
Daily New Cases with 7-Day Moving Average *,**

● Daily New Cases ● Daily New Cases (7-Day Moving Average)



Daily New Deaths with 7-Day Moving Average *,**

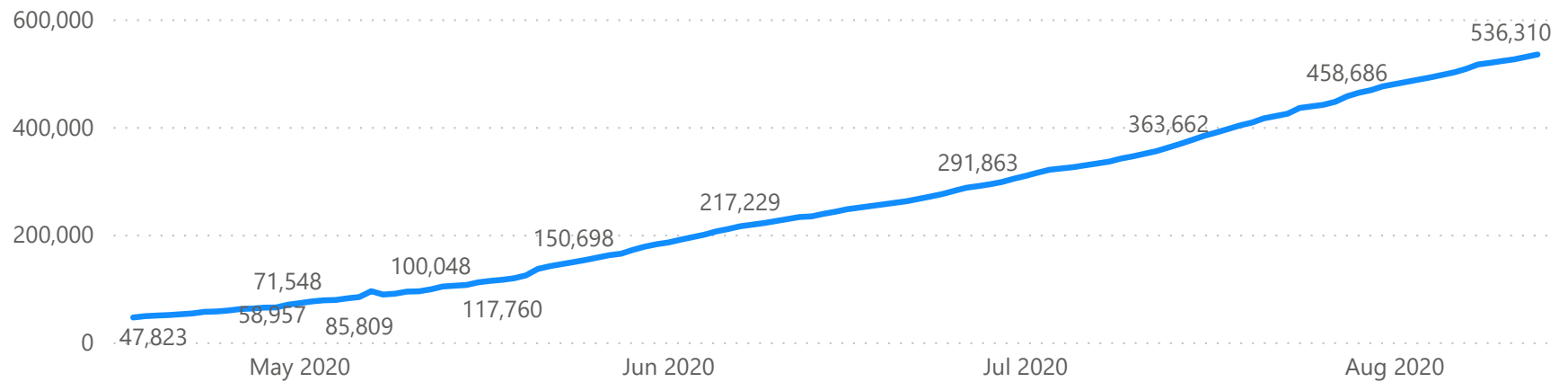
● Daily New Deaths ● Daily New Deaths (7-Day Moving Average)



MSDH COVID-19 Daily Brief as of 8/14/2020



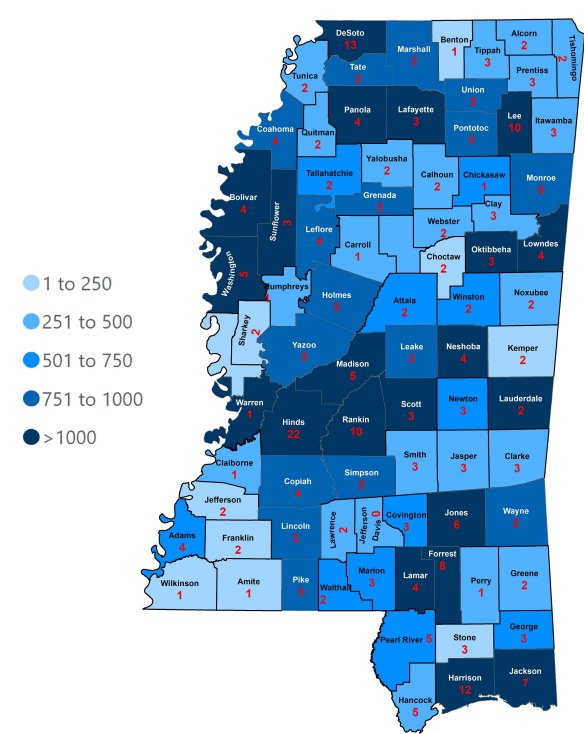
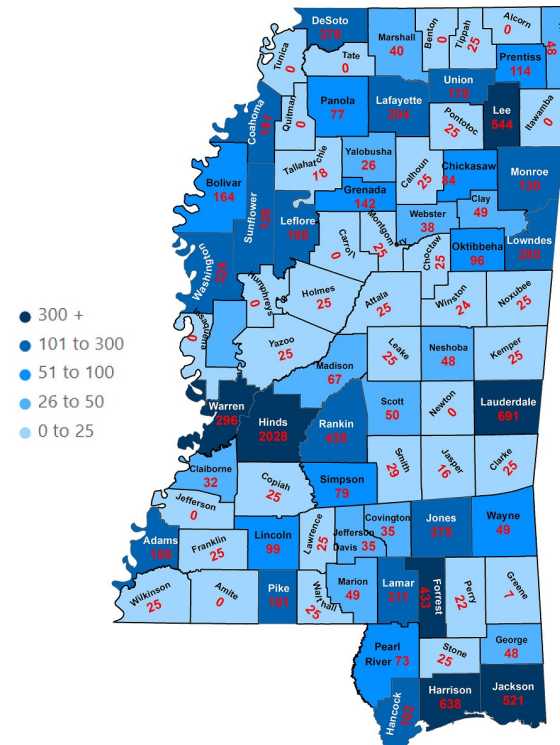
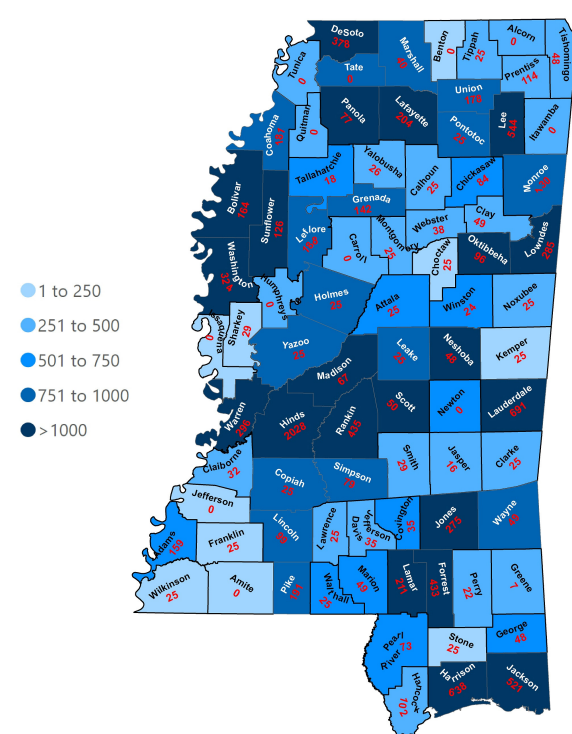
Total COVID-19 Lab Test in Mississippi (8/11)



COVID-19 Staffed Beds by Cases

COVID-19 Staffed Beds by Cases

COVID-19 Ambulances Operating



Call Center
Volume

Cumulative Call
Center Volume

Tier 2/3
Return Call
Volume

Cumulative Tier
2/3 Return Call
Volume

Automated Call
System
Notifications
(8/7)

Cumulative
Automated Call
System Notifications

239

68,536

8

1,828

0

127,264



MSDH COVID-19 Website

(Week August 2 - August 8, 2020)

Total Pageviews: 941,265

Unique Pageviews: 719,082

Users: 221,871



Facebook (Week August 2 - August 8)

Followers: 126,264

Likes: 99,410 (up 537 for the week)

Reach (impression): 546,775 for the week's posts



Twitter (Week August 2 - August 8)

Impressions: 299,351 impressions for the week's posts

Followers: 18,663 (212 new followers this week)

MSDH COVID-19 Daily Brief as of 8/14/2020



COVID-19 Statewide Hospital Bed Availability

Provider Name

Staffed Beds Availability

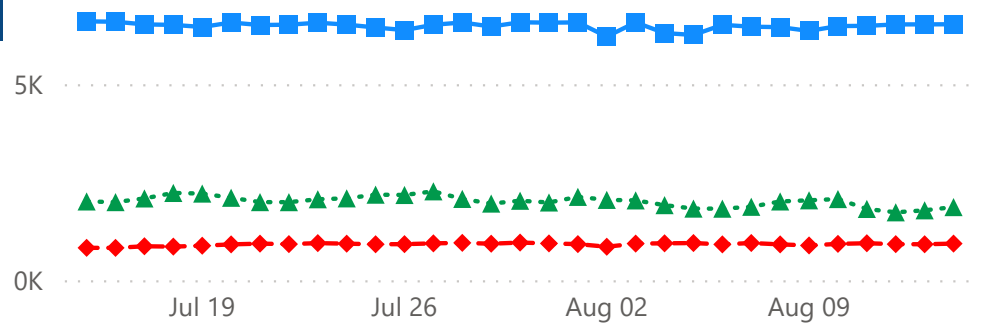
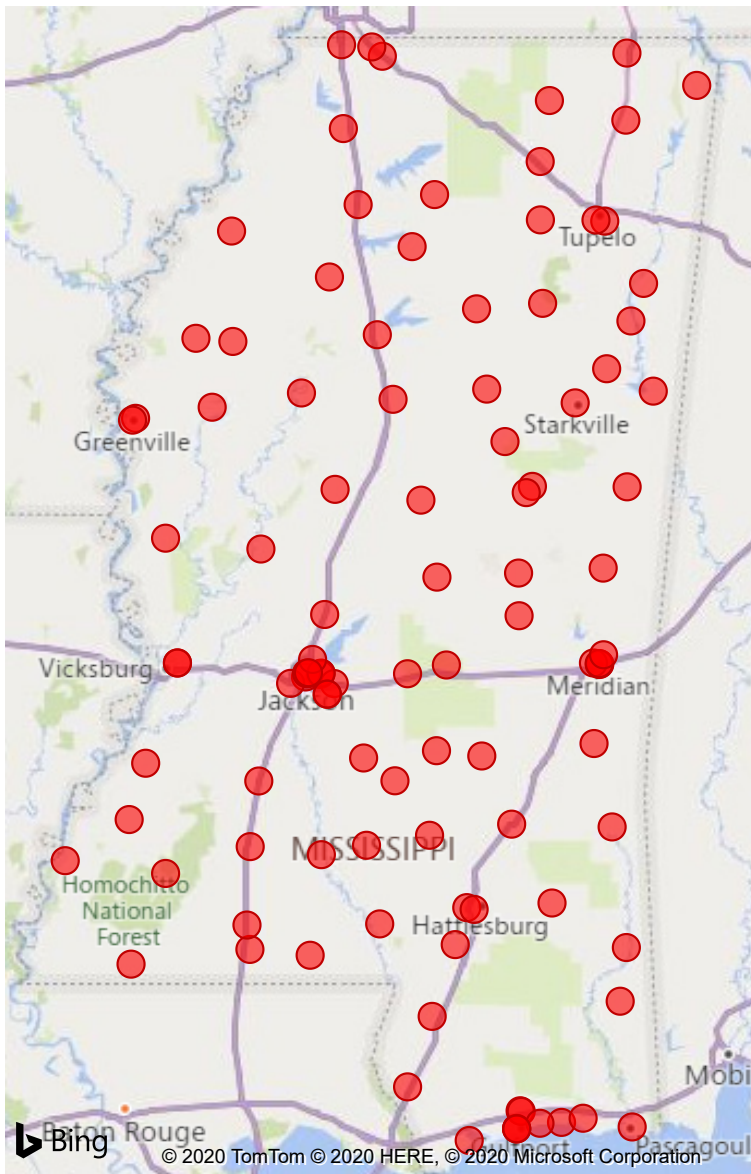
All




■ Total Staffed Beds ◆ Total COVID Patients ▲ Available Staffed Beds

Provider Level

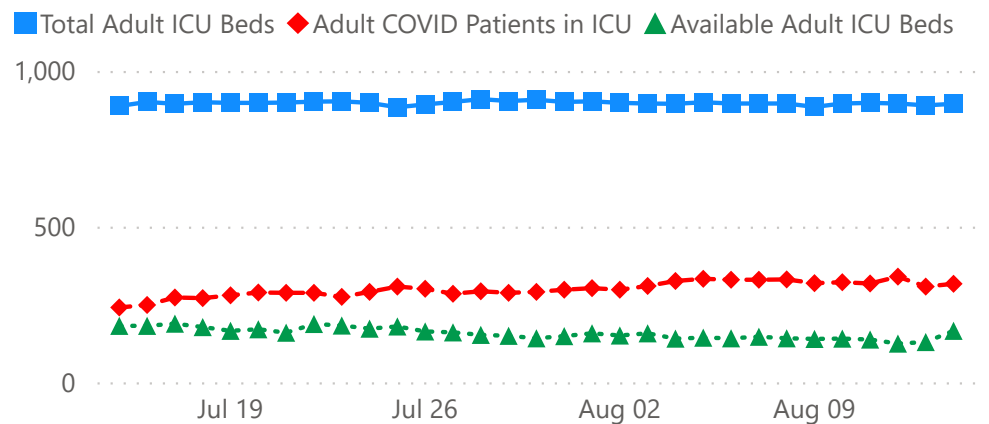
All



% Staffed Beds Available



Adult ICU Beds Availability



% Adult ICU Bed Available



Provider Name	Level	Total Staffed Beds	Available Staffed Beds	% Staffed Beds Available	Total Adult ICU Beds	Available Adult ICU Beds	% ICU Beds Available
University of Mississippi Medical Center	I	446	12	2.7%	80	0	0.0%
Baptist Memorial Hospital - DeSoto	II	192	9	4.7%	36	1	2.8%
Baptist Memorial Hospital - Golden Triangle	II	118	41	34.7%	18	1	5.6%
Baptist Memorial Hospital - North MS	II	181	51	28.2%	24	6	25.0%
Delta Regional Medical Center	II	120	23	19.2%	16	2	12.5%
Forrest General Hospital	II	265	5	1.9%	60	6	10.0%
Magnolia Regional Health Center	II	106	42	39.6%	24	3	12.5%
Memorial Hospital of Gulfport	II	215	14	6.5%	27	4	14.8%