

MSDH COVID-19 Daily Brief as of 7/29/2020

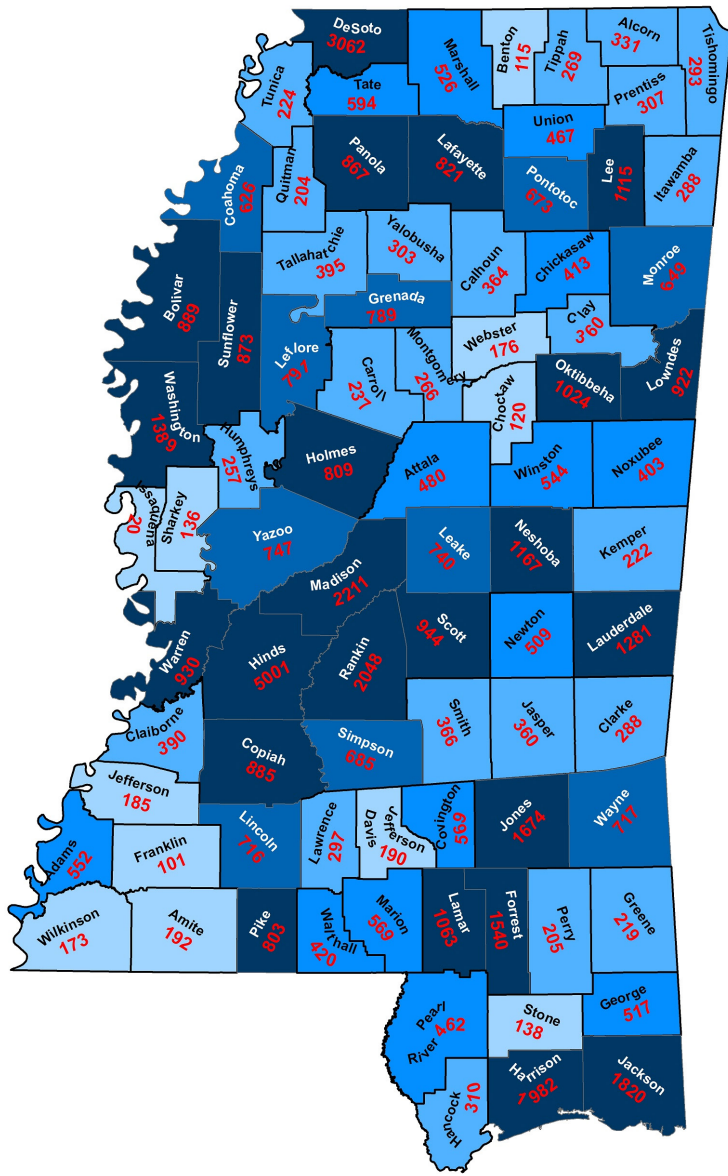


Total Cases

Total Deaths

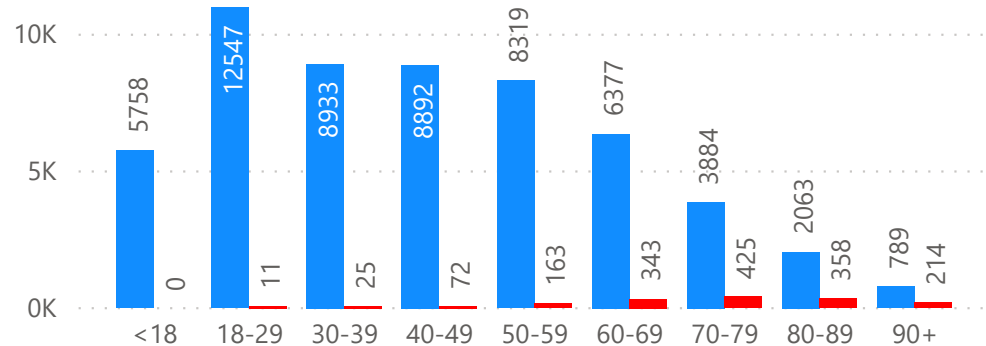
COVID-19 Cases and Deaths by Age as of 7/29/2020*

57,579 1,611

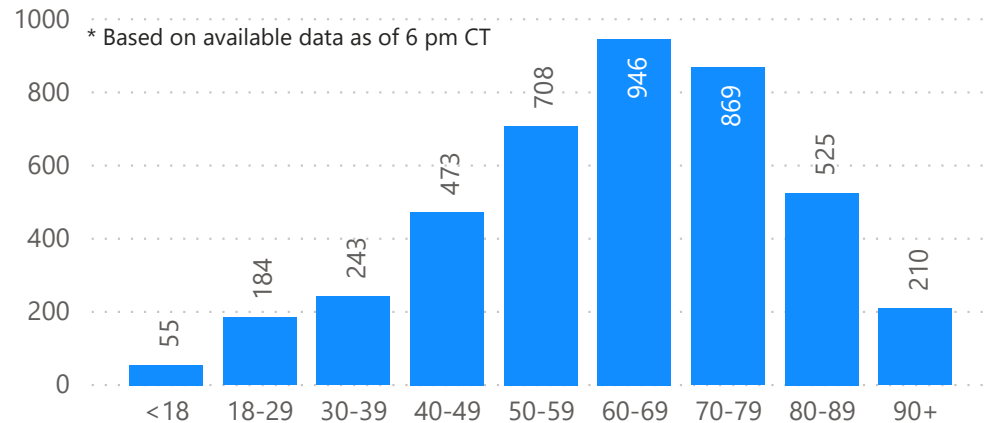


Cases Deaths

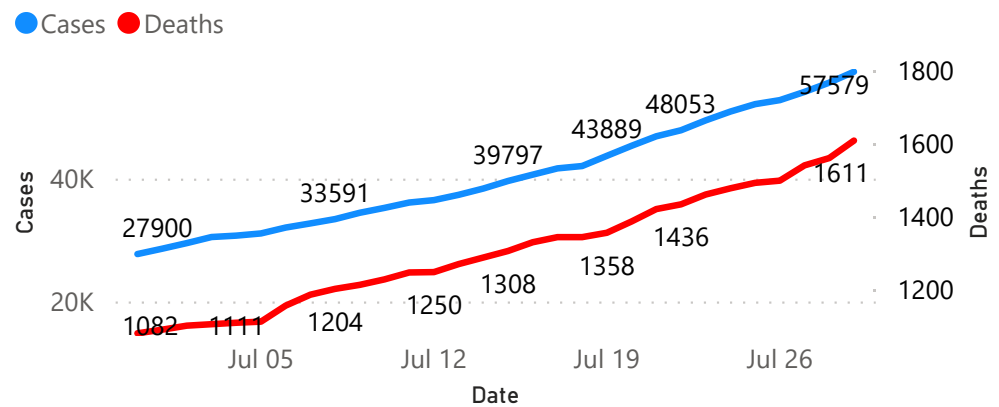
* Based on available data as of 6 pm CT



COVID-19 Hospitalized Cases by Age as of 7/29/2020*

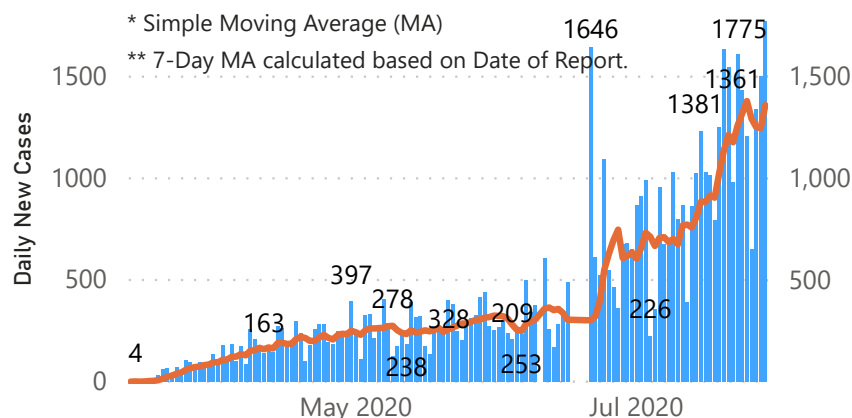


Cumulative Cases and Deaths by Date



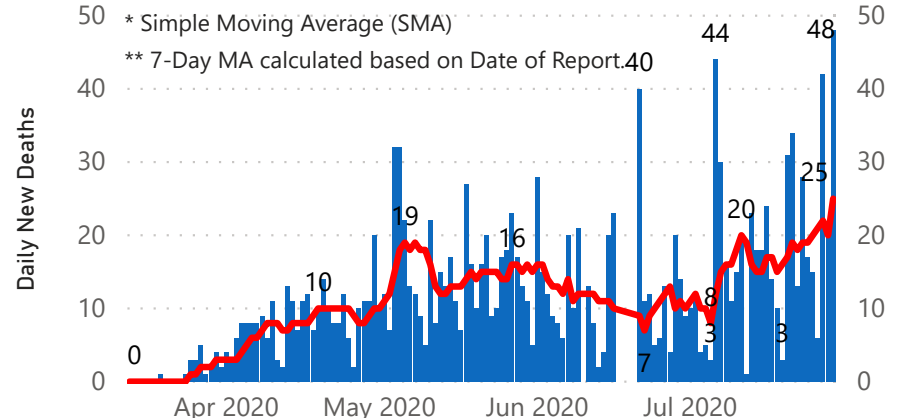
Daily New Cases with 7-Day Moving Average **, *

● Daily New Cases ● Daily New Cases (7-Day Moving Average)



Daily New Deaths with 7-Day Moving Average **, *

● Daily New Deaths ● Daily New Deaths (7-Day Moving Average)



MSDH COVID-19 Daily Brief as of 7/29/2020



COVID-19 Statewide Hospital Resource Status

**Available
Hospital Beds
7/29/2020**

31%

1984/6499

**Available
ICU Beds
7/29/2020**

17%

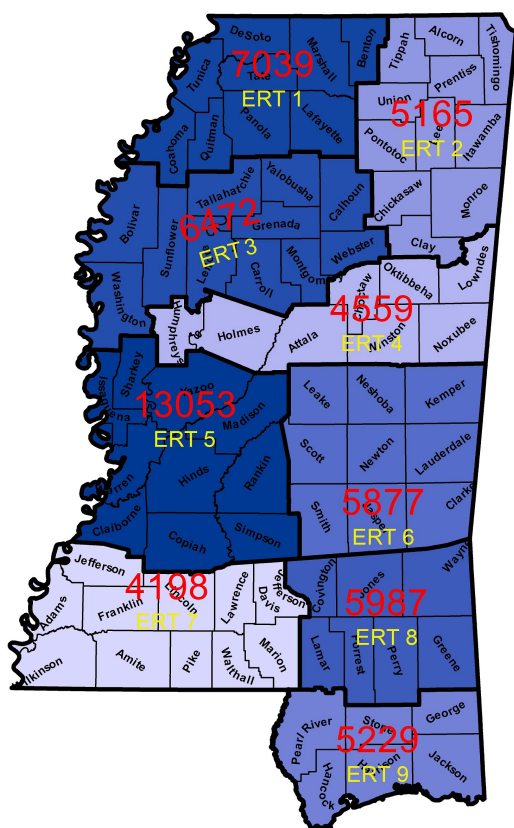
153/897

**Available
Ventilators
7/29/2020**


54%

560/1045


EPI Response Team Case Volume




N95 Masks, Current and Prediction in 7, 14, and 31 Days



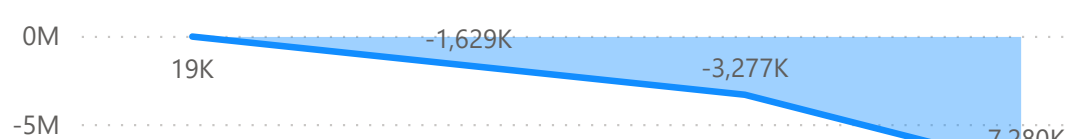
Regular Masks, Current and Prediction in 7, 14, and 31 Days



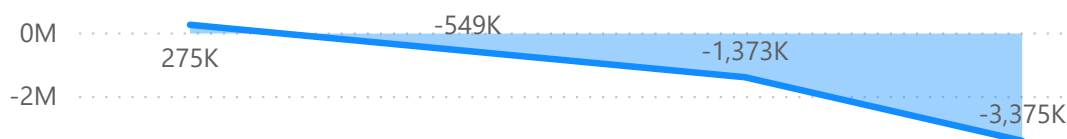
Gowns, Current and Prediction in 7, 14, and 31 Days




Coveralls, Current and Prediction in 7, 14, and 31 Days



Face/Eye Protection, Current and Prediction in 7, 14, and 31 Days



Gloves, Current and Prediction in 7, 14, and 31 Days

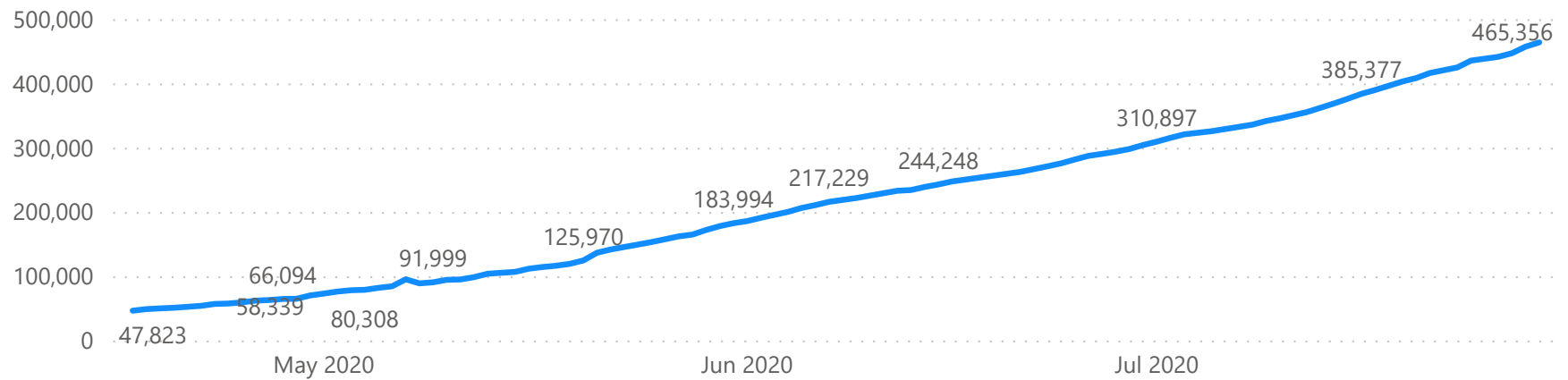


| | July 29 | | | | August 5 | | August 19 | | September 19 | | |
|--|---------|------|------|------|----------|------|-----------|------|--------------|------|-------|
| Epidemiology Response Teams Daily Activity | ERT1 | ERT2 | ERT3 | ERT4 | ERT5 | ERT6 | ERT7 | ERT8 | ERT9 | SURG | Total |
| Individual contact tracings initiated | 8 | 0 | 0 | 3 | 8 | 0 | 0 | 0 | 0 | | 19 |
| Individual contact tracings closed | 8 | 0 | 0 | 0 | 0 | 0 | 0 | 0 | 0 | | 8 |
| Healthcare facility notifications | 8 | 0 | 6 | 14 | 1 | 16 | 0 | 5 | 0 | | 50 |
| Case investigations initiated | 107 | 59 | 61 | 78 | 142 | 100 | 42 | 77 | 32 | | 698 |
| Case investigations closed | 76 | 83 | 60 | 53 | 80 | 84 | 48 | 60 | 50 | | 594 |
| # of Case/Contact investigators | 10 | 9 | 4 | 8 | 9 | 10 | 8 | 12 | 8 | | 78 |

MSDH COVID-19 Daily Brief as of 7/29/2020



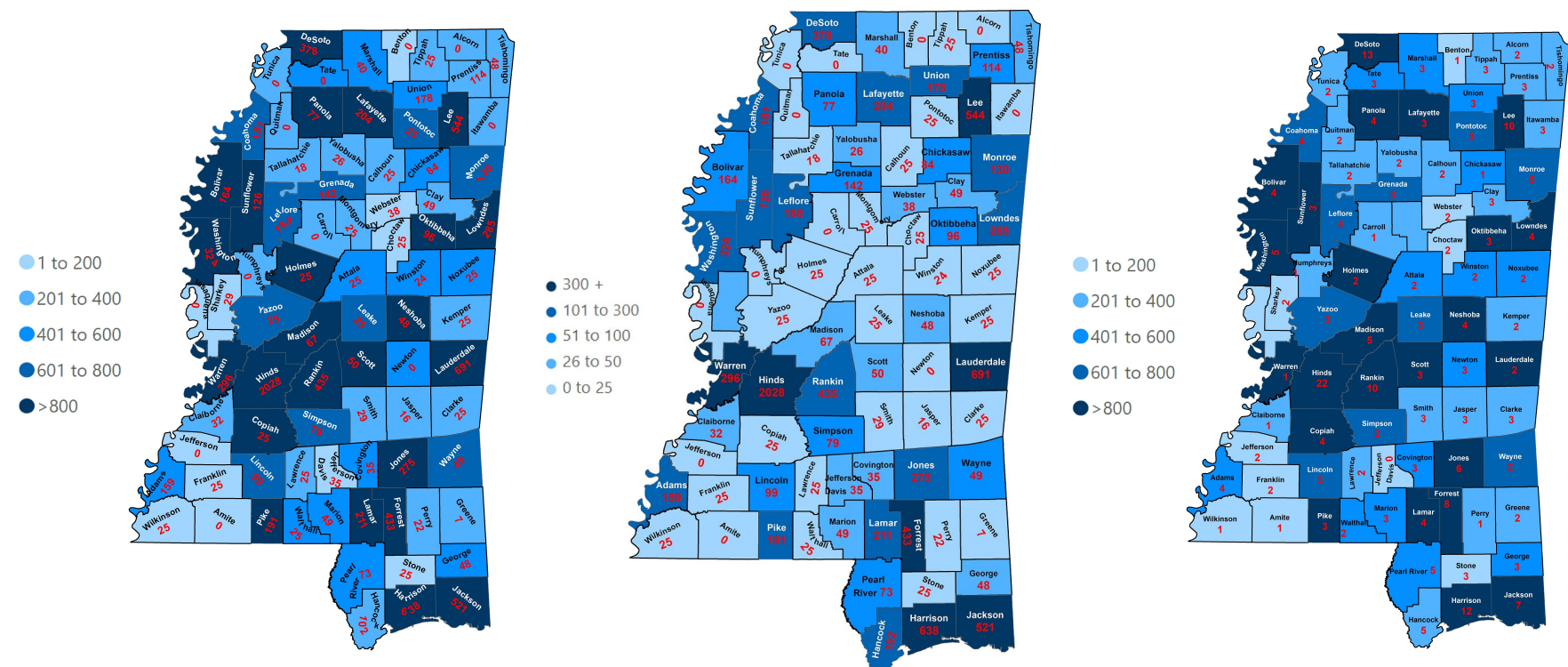
Total COVID-19 Lab Test in Mississippi



COVID-19 Staffed Beds by Cases

COVID-19 Staffed Beds by Cases

COVID-19 Ambulances Operating



Call Center
Volume
(7/28)

Cumulative Call
Center Volume

Tier 2/3
Return Call
Volume

Cumulative Tier
2/3 Return Call
Volume

Automated Call
System
Notifications

Cumulative
Automated Call
System Notifications

389

64,626

13

1,648

545

123,217



MSDH COVID-19 Website
(Week July 19 - July 26, 2020)
Total Pageviews: 1,055,028
Unique Pageviews: 815,777
Users: 246,331



Facebook (Week July 19 - July 26)
Followers: 125,801
Likes: 98,388 (up 768 for the week)
Reach (impression): 742,645 for the week's posts



Twitter (Week July 19 - July 26)
Impressions: 443,660 impressions for the week's posts
Followers: 18,177 (369 new followers this week)